

Supplementary Material: Style2NeRF

James Charles¹

<http://www.jjcvision.com>

Wim Abbeloos²

wim.abelloos@toyota-europe.com

Daniel Olmeda Reino²

daniel.olmeda.reino@toyota-europe.com

Roberto Cipolla¹

cipolla@eng.cam.ac.uk

¹ Machine Intelligence Lab
Department of Engineering
University of Cambridge
Cambridge, U.K.

² Toyota Motor Europe

1 Pose estimation comparison.

Here we show qualitative pose estimation performance of Style2NeRF against the baseline.


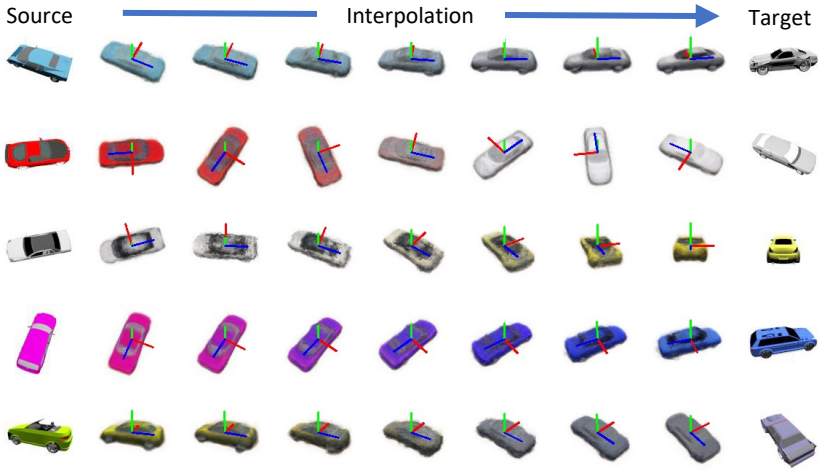
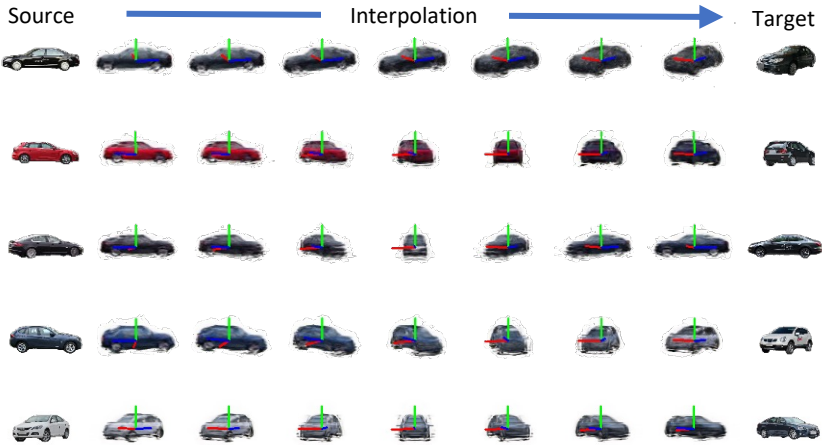


Figure 1: **Pose estimation - examples of elevation.** Comparison against baseline. Predicted elevation values and pose axes shown for visualisation.

2 More interpolation results.



(a)



(b)

Figure 2: **Interpolation:** Linear interpolation between 3D semantic codes of a source and target image. Upper row is from the SRNCars dataset and lower row is from the RealCars dataset.

3 More lifting examples

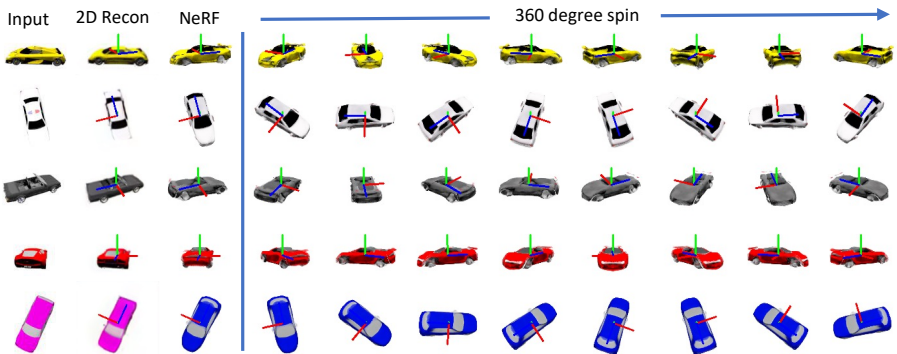


Figure 3: **Recovery on SRNCars:** Single-view 3D reconstruction on example images from SRN-Cars. A comparison against pixelNeRF is shown. Column 1: Input view, column 2: 2D reconstruction from StyleGAN code (our method only), column 3: NeRF rendering from original viewpoint and column 4-11: NeRF rendering from sampled views of a 360 spin. Inferred poses from our method are shown as a red (right side), green (up) and blue (rear) coordinate axis.

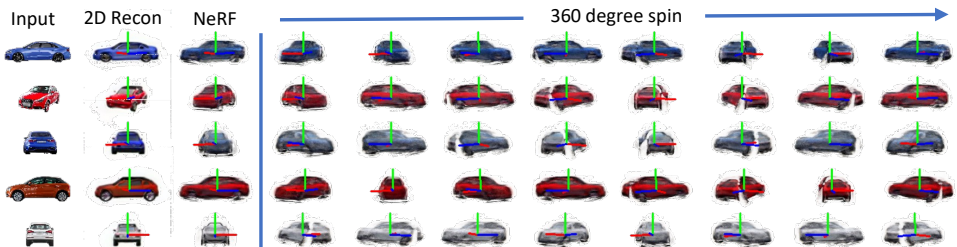


Figure 4: **NeRF recovery on RealCars:** Single-view 3D reconstruction on example images from RealCars, layout is as described in Figure 3.